

# MAXIMUM PRECISION IN UP TO 30% LESS CHAIR TIME

OPTIMAL  
WORKING  
TIME



SHORT  
SETTING  
TIME



## V-Posil

TIME OPTIMIZED HIGH PRECISION  
VPS IMPRESSION SYSTEM

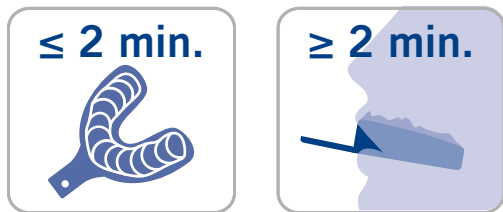
# V-Posil

## FASTER AND HIGHER PRECISION WITH MORE FLEXIBILITY

Today there are many quality impression materials available. VOCO's development approach was to create a material that would provide elevated technical properties while increasing ease, speed and flexibility. The result is V-Posil, a maximum precision VPS impression system that reduces set times while allowing for an adjustable working time. V-Posil's heavy body tray material has a unique heavy soft formulation that allows for easier removal from the mouth. The extremely low contact angle combined with V-Posil's rapid snap set reduces the time spent in the critical zone, making the impression more precise while minimizing costly retakes.

### TIME OPTIMIZED WORKING AND SETTING TIMES

Up to 2-minutes of adjustable working time gives control over the pace of the procedure, while the abbreviated 2-minute thermo-activated set time saves time and improves patient comfort. That means that V-Posil combines the working time of a regular set with the short setting times of a fast set in one impression material.



Through the use of a thermo-activated set time, V-Posil and its adjustable working time minimizes time constraints and is perfect for procedures that require both a fast set such as single units or a regular set such as multiple unit veneer cases. V-Posil's faster setting time saves up to 30% of time compared to the use of regular set impression materials.

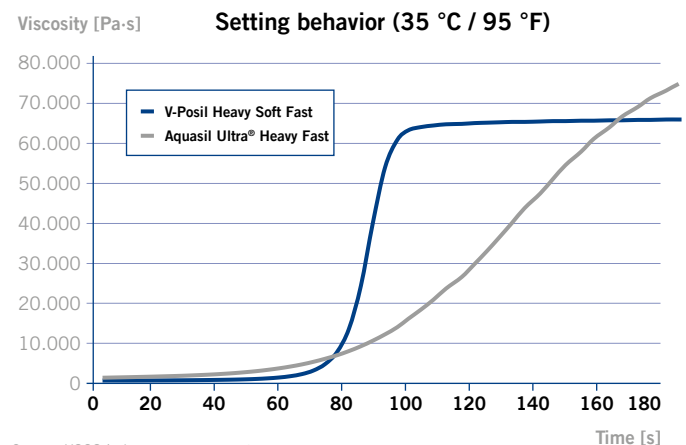
### NO DRAG

The working times required for V-Posil's tray and wash materials are perfectly synchronized in regards to set time and thus will blend seamlessly, providing excellent detail without drag.

### FAST SNAP SET REDUCES TIME IN THE CRITICAL ZONE

V-Posil is thermo-activated. Once the loaded tray is placed into the patient's mouth, the material starts to set quickly due to the increased temperature. From the time the tray is inserted into the patient's mouth until the material reaches dimensional stability is referred to as the critical zone. During this time any movements of the tray could cause distortions resulting in poorly fitting restorations or time-consuming retakes. V-Posil reduces this time to only 40 seconds and therefore minimizes the number of retakes while improving patient comfort.

### Snap set ensures accuracy



Source: VOCO in-house measurement.  
VOCO is not the holder of any mentioned trademarks

# V-Posil

## A NEW LEVEL OF PRECISION

Due to its low polyether-like contact angle of less than 10°, V-Posil's superior hydrophilicity displaces fluids (saliva, blood, etc.) creating an enhanced contact to the dental anatomy – yielding more precise impressions.

### EXCELLENT HYDROPHILICITY, INCREASED WETTABILITY

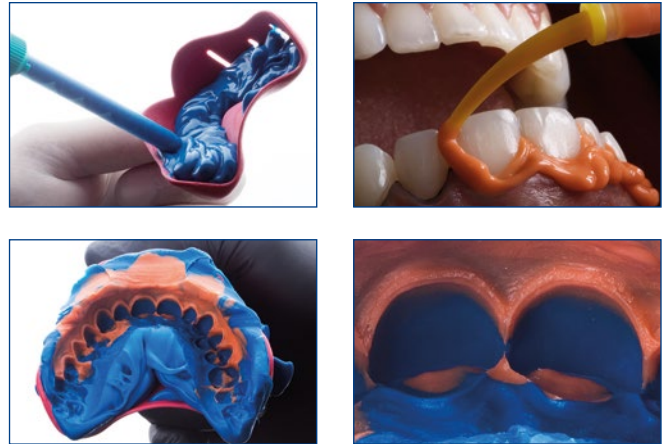
Vinyl polysiloxanes (VPS), i.e. addition-cured silicones, are naturally hydrophobic. With V-Posil, the wetting capacity has been optimized (rendering it hydrophilic) allowing it to flow reliably in a moist environment without absorbing any moisture to accurately reproduce the patient's intraoral structures.

### LOW CONTACT ANGLE

The smallest possible contact angle reflects a good wetting capacity of a material on a surface. In Figures 1–3, the contact angle of two VPS (A-silicone based) precision impression materials and a contact angle of a polyether material are depicted. V-Posil Light Fast / X-Light Fast reaches its impressively low contact angle after just 15 seconds and therefore immediately displaces fluids (saliva, blood, etc.) for a more accurate impression.

### BETTER STONE MODELS

V-Posil's impressively low contact angle will improve even more after the material is fully set. Lab technicians will appreciate this low post-set hydrophilicity (less than 6° contact angle) which allows for more accurate stone models and better fitting restorations. This increases productivity by reducing the need to adjust before final cementation. V-Posil easily trims without the existence of air bubbles, another feature that lab technicians value.



Source: Mauricio Watanabe, Cristian Sánchez, Brazil




Figure 1: V-Posil Light Fast / V-Posil X-Light Fast / V-Posil Mono Fast – small contact angle of < 10°




Figure 2: Aquasil Ultra XLV® – contact angle of ~ 71°


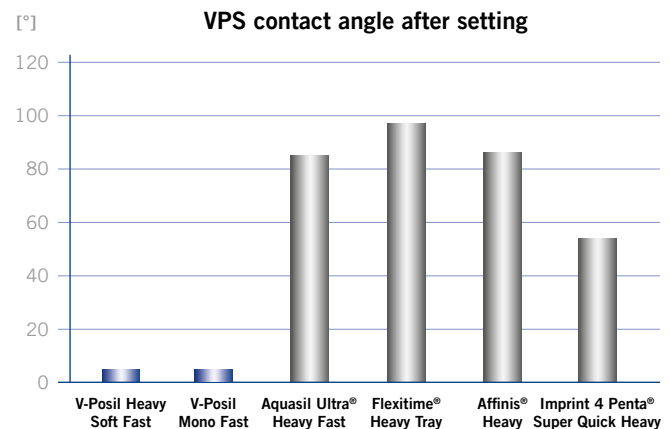


Figure 3: Impregum Garant L Duo Soft® – contact angle of ~ 24°

Source: VOCO in-house measurement



Source: VOCO is not the holder of any mentioned trademarks

# V-Posil

## EASY LOADING AND REMOVAL WITH DIMENSIONAL ACCURACY

### HEAVY SOFT CONSISTENCY

V-Posil Heavy Soft Fast tray material offers an optimal viscosity to load the tray without slumping but remains soft enough after it sets for easy removal from the mouth without tearing. V-Posil's matching wash materials, Light Fast and X-Light Fast, have the same setting characteristics as the tray material and therefore will blend seamlessly, providing excellent detail without drag.



With a stretch factor of 2.6 times, V-Posil X-Light Fast supports safe removal

Figure 4: Stretching of V-Posil X-Light Fast

### HIGH TOUGHNESS

#### AVOIDS TEARING AND RETAKES

After V-Posil has set up, the areas of thin and fine details have the potential to come under particular strain during removal, but thanks to V-Posil's high toughness (tear strength), the impression can be safely removed from the patient's mouth without tearing at the margins. As shown in Figure 4, V-Posil X-Light Fast, for example, can stretch by 2.6 times the original length of the standardized test specimen, providing the strength and flexibility required to preserve the precision initially achieved.

#### EXCELLENT ELASTIC RECOVERY FOR DIMENSIONAL ACCURACY

During removal from the patient's mouth, the impression is stretched over the equator of the teeth, which temporarily changes its dimensions. V-Posil's excellent elastic recovery from deformation guarantees a dimensionally accurate reproduction of the dentition whether for immediate use in the office or extended use at the dental lab.

### TECHNICAL DATA

Product	Mixing ratio	Maximum working time at 23 °C / 74 °F ≤	Intraoral working time at 35 °C / 95 °F ≤	Intraoral setting time at 35 °C / 95 °F ≥	Shore A hardness (approx.)	Linear dimensional change (approx.) %	Elastic Recovery test (approx.) %
V-Posil Putty Fast	5:1	<b>1:30 min</b>		<b>2:30 min</b>	63	-0.20	99.5
V-Posil Putty Fast	1:1	<b>2 min</b>		<b>2 min</b>	66	-0.25	98.5
V-Posil Heavy Soft Fast	5:1	<b>2 min</b>		<b>2 min</b>	55	-0.25	99.3
V-Posil Heavy Soft Fast	1:1	<b>2 min</b>		<b>2 min</b>	55	-0.25	99.3
V-Posil Mono Fast	5:1	<b>2 min</b>	1 min	<b>2 min</b>	58	-0.25	99.5
V-Posil Mono Fast	1:1	<b>2 min</b>	1 min	<b>2 min</b>	58	-0.25	99.5
V-Posil Light Fast	1:1	<b>2 min</b>	1 min	<b>2 min</b>	47	-0.20	99.6
V-Posil X-Light Fast	1:1	<b>2 min</b>	1 min	<b>2 min</b>	47	-0.20	99.6

\*Data on file

\*\*VOCO Internal Data

## VOCO Retraction Paste

### ASTRINGENT PASTE FOR THE EFFECTIVE TEMPORARY RETRACTION AND MOISTURE MANAGEMENT OF THE GINGIVAL SULCUS

Perfect impressions, moisture control and gentle soft tissue management are essential for exact crown margins, perfect marginal adaptation, and long-lasting, esthetic restorations.

The essential element of taking simple, effective, precision conventional or digital impressions with easy handling and application, stain-free removal and up to 50% faster than just packing cord.

#### Indications

For temporary retraction of the marginal gingiva to provide a dry gingival sulcus when the periodontium is healthy prior to:

- analog or digital impressions
- cementation of temporary and permanent restorations
- preparation of class II and V restorations

#### Advantages

- **Aluminum chloride-based** – for a clean and dry sulcus
- **Unit dose with extra-long, thin and flexible tip** – for hygienic, simple and precise application into the sulcus
- **2-Stage Viscosity** – initially flowable for easy, low-force application, then stabilizes for optimal retraction
- **Turquoise blue color** – contrasts well with the gingiva
- **Rinseable Removal** – for quick clean-up without staining
- **Up to 50% faster** – compared to just cord

#### Presentation

REF 1012 Caps 25 × 0.3 g

REF 1013 Caps 100 × 0.3 g



## Registrado X-tra

### EXTRA HARD, FAST AND FLEXIBLE BITE REGISTRATION A-SILICONE

#### Indications

- Bite registration
- Fixing of face bow registration
- Location material for intra-oral pin tracing template

#### Advantages

- Optimal rigidity for easy and safe removal without fracture, convenient trimming with scalpel, scissors or cutter and no distortion in articulation, especially in free-end situations
- Fast setting time of only 30-40 seconds intraorally
- Extra flexibility - no locking into undercuts during removal
- Thixotropic properties for fine-flowing, easy application, good wetting and reproduction of details, and low resistance to occlusion (no elastic deformation, precise bites)
- A-silicone means Registrado x-tra can be disinfected, has low shrinkage and is dimensionally stable in long-term storage



Intraoral tips provide a flat ribbon of material for better coverage of the occlusal surface

#### Presentation

REF 2035 pack 2 × 50 ml 1:1 cartridges, mixing tips type 16, intraoral tips type 2

REF 2036 clinic pack 8 × 50 ml cartridges, mixing tips type 16, intraoral tips type 2

REF 2196 refill 50 mixing tips type 16

REF 2140 refill 50 intraoral tips type 2

# V-Posil

## TIME OPTIMIZED HIGH PRECISION VPS IMPRESSION SYSTEM

- Up to 2-minutes of adjustable working time gives control over the pace of the procedure, while the abbreviated thermo-activated 2-minute set time saves time and improves patient comfort
- The rapid snap set reduces the time in the critical zone by up to 50%, minimizing potential distortion due to human error and resulting in less re-takes
- Heavy Soft Fast material offers an optimal viscosity to load the tray but remains soft enough after it sets for easy removal from the mouth
- Due to its low polyether-like contact angle of less than 10°, V-Posil's superior hydrophilicity displaces fluids (saliva, blood, etc.) creating an enhanced contact to the dental anatomy – yielding more precise impressions
- Lab technicians will appreciate the post-set hydrophilicity (less than 6° contact angle) which allows for more accurate stone models and better fitting restorations
- Exceptional tear strength and elastic recovery ensures dimensional accuracy of the impression during and after removal



### Presentation

#### V-Posil Putty Fast

REF 2561 Jar 2 × 450 ml, accessories  
REF 2562 Jar 8 × 450 ml, accessories  
REF 2564 Cartridge 2 × 380 ml

#### V-Posil Heavy Soft Fast

REF 2565 Cartridge 380 ml, accessories  
REF 2566 Cartridge 2 × 380 ml  
REF 2567 Cartridge 2 × 50 ml, accessories  
REF 2568 Cartridge 10 × 50 ml

REF 2196 Mixing tips type 16, 50 pcs.  
REF 2203 Mixing tips type 30, 50 pcs.

#### V-Posil Mono Fast

REF 2569 Cartridge 380 ml, accessories  
REF 2570 Cartridge 2 × 380 ml  
REF 2571 Cartridge 2 × 50 ml, accessories  
REF 2572 Cartridge 10 × 50 ml

REF 2196 Mixing tips type 16, 50 pcs.  
REF 2203 Mixing tips type 30, 50 pcs.  
REF 2133 Intraoral tips type 6, 50 pcs.

#### V-Posil Light Fast

REF 2573 Cartridge 2 × 50 ml, accessories  
REF 2574 Cartridge 10 × 50 ml

#### V-Posil X-Light Fast

REF 2575 Cartridge 2 × 50 ml, accessories  
REF 2186 Mixing tips type 7, 50 pcs.  
REF 2141 Intraoral tips type 3, 50 pcs.

Affinis Heavy, Aquasil Ultra Heavy Fast, Flexitime Heavy Tray and Imprint 4 Penta Super Quick Heavy are not registered trademarks of VOCO GmbH.

VOCO America Inc.  
1285 Rosemont Drive  
Indian Land, SC 29707

www.vocoamerica.com  
infousa@voco.com

Toll-free phone: 1-888-658-2584  
Fax: 1-888-849-3989

