

Grandio® blocs · Grandio® disc

Grandio® blocs · Grandio® disc

INFORMATION FOR DENTAL TECHNICIANS

Grandio® blocs · Grandio® disc

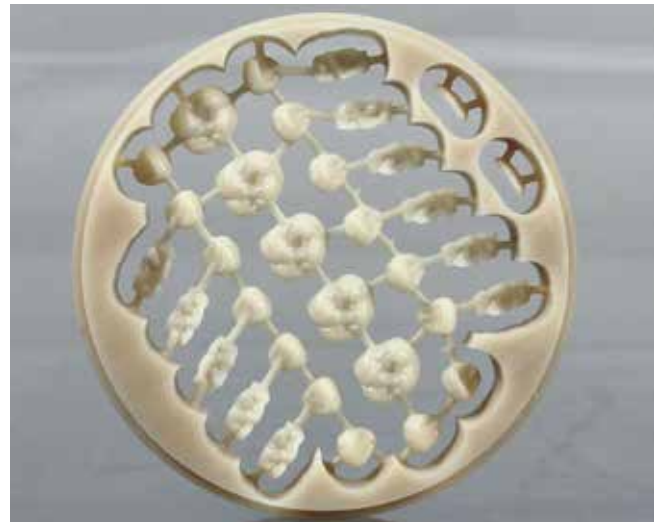
NANO-CERAMIC HYBRID CAD / CAM MATERIAL

Silicate ceramics, lithium disilicate, hybrid ceramics, composite, zirconium dioxide – there are a wide range of materials available on the market for CAD / CAM restorations. But which material offers you advantages not only in the working process, but also in terms of long-term durability?

Thanks to its outstanding physical parameters, Grandio disc lends itself to creating highly esthetic restorations such as crowns (including those which are implant-based), inlays, onlays and veneers.

It should be noted in this context that, compared with ceramics, this material is so finely structured that even the most delicate rims will not chip, thus ensuring the accurate fit and esthetic appearance of the restoration.

What is more, using Grandio disc helps you save valuable time, as there is no need for firing after the material has been milled. It is also extremely easy to polish and can be characterized quickly and esthetically.

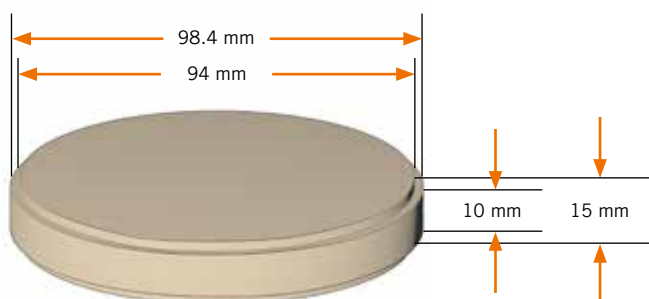


Highly cost-effective – large number of restorations can be created from a single disc

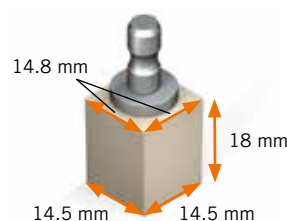
Available as disc and block material

Grandio disc is suitable for all universal disc holders.

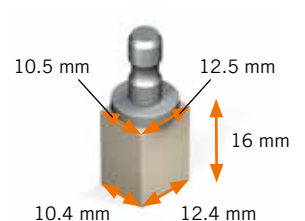
Ø 98.4 mm · Thickness: 15 mm



No. 14L



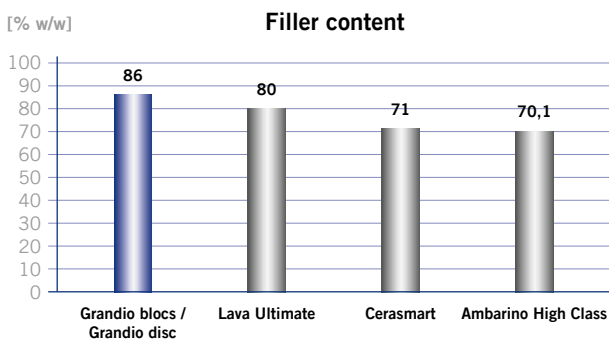
No. 12



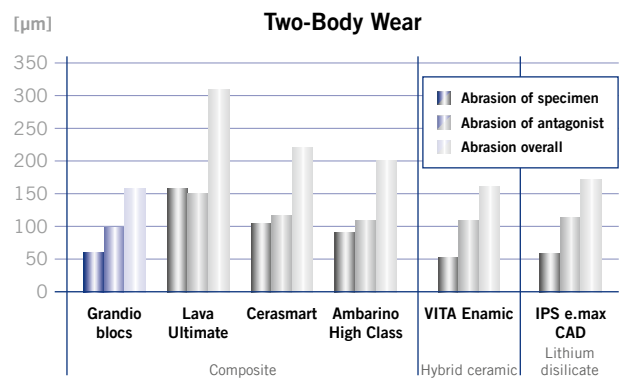
Grandio® blocs · Grandio® disc

YOUR ADVANTAGES AT A GLANCE

No reduction in physical parameters in comparison with ceramics – for durable restorations and satisfied patients



Source: as per manufacturer's specifications



Source: J. Geis Gerstorfer et al., University of Tübingen, report for VOCO, 2016

Further studies on the physical parameters of Grandio disc and Grandio blocs can be found at www.voco.dental

Ideal handling after the milling process

- Only polishing required
- Quick and easy characterization and individualization with composite
- Reduced minimum layer thicknesses and fine edge structures provide for a custom-fit restoration
- No use of hydrofluoric acid necessary

Highly esthetic result



Source: Alvaro Ferrando, Visiting professor master esthetic dentistry and minimally invasive rehabilitation, Manuel Minguez, dental technician, Spain


Enormously time-saving, as the complete firing procedure is omitted



Our equipment partners



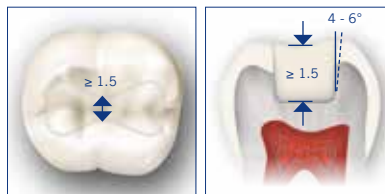
Information on further devices is available from the manufacturer upon request.



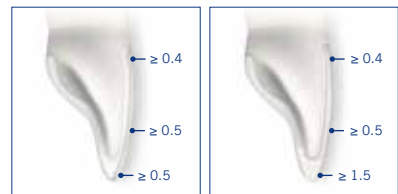
Reduced minimum layer thicknesses and finely structured margins ensure the accurate fit of the restoration

Minimum wall thickness for restorations

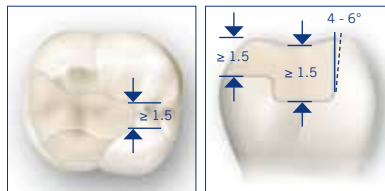
Inlay



Veneer

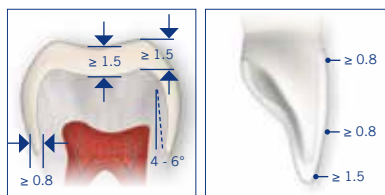


Onlay



Cement space: 70 µm (± 10 µm)

Crown



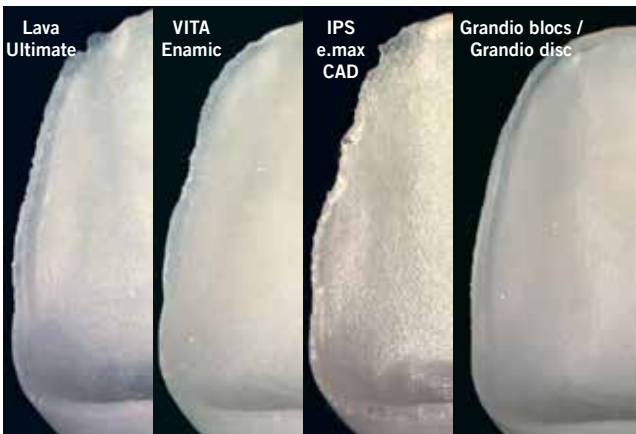
Grandio® blocs · Grandio® disc

NANO-CERAMIC HYBRID CAD / CAM MATERIAL

Margins of restorations made from Grandio blocs / Grandio disc can be ground very precisely without chipping, even if they are thinning towards the edge. This benefits the highly

accurate fit of the restoration, which can also be polished with ease, either intraorally or extraorally.

Edges after grinding



Source: In-house images, veneer 0.6 mm

Two grades of translucency for optimal esthetics

LT – ideal for the anterior region in shades **A1, A2, A3, A3.5, B1, C2, BL (available as disc)**

HT – ideal for the posterior region in shades **A1, A2, A3, A3.5 (available as disc)**

11 shades ensure that your patient receives the restoration which suits him or her best.

Clinical Case



Initial clinical situation



Core preparation



Crown directly after milling



Finally prepared restorations



Inserted restorations



Final result

Source: Dr. Felipe Moura, Brazil

Grandio® blocs · Grandio® disc

NANO-CERAMIC HYBRID CAD / CAM MATERIAL

Indications

Crowns, inlays, onlays, veneers
Implant supported crowns

Presentation

Grandio® blocs

REF 6000 Set blocks
2 × No. 12 (A2 LT, A3 HT), 3 × No. 14L
(A3 LT, A3 HT, A3.5 LT), Bifix QM QuickMix
syringe 10 g universal, Futurabond U
SingleDose 5 pcs., Ceramic Bond bottle 5 ml,
Dimanto set, accessories

Low translucent (LT)	5 × No. 12	5 × No. 14L
A1 LT	REF 6003	REF 6018
A2 LT	REF 6004	REF 6019
A3 LT	REF 6005	REF 6020
A3.5 LT	REF 6006	REF 6021
B1 LT	REF 6007	REF 6022
C2 LT	REF 6008	REF 6023
BL LT	REF 6009	REF 6024
High translucent (HT)	5 × No. 12	5 × No. 14L
A1 HT	REF 6012	REF 6027
A2 HT	REF 6013	REF 6028
A3 HT	REF 6014	REF 6029
A3.5 HT	REF 6015	REF 6030
Farbe	5 × No. 12	5 × No. 14L
Mixed*	REF 6033	REF 6034

*(1 each of A1 LT, B1 LT, C2 LT, BL LT, A1 HT)

Advantages

- Durable restorations thanks to exceptionally good physical properties
- Ideal material for grinding, even in case of margins thinning towards the edge, thus no chipping
- No firing required
- Quick to finish by simple polishing and, if required, individualising with composite material
- Especially suitable for teeth exposed to high loads

Grandio® disc

Low translucent (LT)	1 × 15 mm, ø 98.4 mm
A1 LT	REF 6050
A2 LT	REF 6051
A3 LT	REF 6052
A3.5 LT	REF 6053
High translucent (HT)	1 × 15 mm, ø 98.4 mm
A1 HT	REF 6057
A2 HT	REF 6058
A3 HT	REF 6059
A3.5 HT	REF 6060



VOCO GmbH
Anton-Flettner-Straße 1-3
27472 Cuxhaven
Germany

Freecall: 00 800 44 444 555
Fax: +49 (0) 4721-719-140

info@voco.com
www.voco.dental

Available from: